

Renewing or Returning a book before it's due

Books will automatically disappear and return themselves at the end of the borrowing period. However if you want to return a book before it's due follow the simple steps below.

From the Shelf in the Libby, by OverDrive app...

- you should see a list of books currently checked out and downloaded to your iPad, iPhone or iPod touch
 - Tap the cover image of the book you wish to return, a new menu of information will appear
 - In this menu you have the option to Renew Loan or Return Title to Library
- ⇒ Tap "Renew Loan" 3 days or fewer before your book is due to extend the borrowing period (if someone had a hold on your book you may not be allowed to renew)
- ⇒ Tap "Return Title to Library" to remove the download and remove the item from your borrowed list, tap "Return" to complete the process



Help is only a phone call away!

The reference librarians are always here to help!

Feel free to stop by or call the library for help or questions about using OverDrive on your Android.

(781) 334-5411 or (781) 334-6404



The Lynnfield Public Library


18 Summer Street
Lynnfield, MA 01940

(781) 334-5411 or (781) 334-6404

lfd@noblinet.org

www.LynnfieldLibrary.org

www.facebook.com/LynnfieldLibrary



The Lynnfield Public Library


OverDrive®

for Android

We're here to help!



(Including Kindle Fire HD, Fire Tablet, Samsung, and Google Tablets & Smartphones)



libby

OverDrive®


Libby, by Overdrive App for Android

Libby, by OverDrive app

1. Download the free Libby app by tapping on “Apps/Google Play Store”
 2. Type “Libby” in the search bar to find the app
 3. Select “Libby, by OverDrive” and tap “Get App/Free” and “Install”
 3. The app should begin to download to your device
 4. After the download is complete, tap “Open” to begin using the Libby app (it will also now show in your home screen)
 5. On the Meet Libby screen, tap the word “Hi”.
 6. On the next screen tap “Find my Library”, the app will search for the nearest library to your location. When NOBLE: North of Boston Library Exchange pops up, tap Yes (the town/library name that appears is irrelevant)
- If NOBLE: North of Boston Library Exchange is not the option given to you, tap “No...” to search for library by Name, City or Zip”

7. Before you begin browsing for books, tap “Add your Card”. Type in all 14 digits with no spaces.
8. Now you’re ready to start browsing and borrowing eBooks and eAudiobooks!
 - New content is featured at the top of the home screen.
 - Scroll down to see popular collections by genre, tapping on “Explore our collections” shows you more genre options, and also allows you to filter results by type (Books or Audiobooks)
 - When browsing a collection a plus sign appears at the top of the results. This plus sign allows you to filter and sort the results.
9. When you find a book you want to read/listen to, tap the cover for more information or simply tap “borrow” to check out the book.
10. Before the book is borrowed you have the option to set the number of days on your loan, (7, 14 or 21).
11. Tap borrow once you have selected the length of your loan—the book will download and you can begin reading right away!

More about Libby, by OverDrive

- Libby allows you to access all of the OverDrive content for NOBLE library card holders in an easy to use app
- Libby automatically downloads your loans after to tap “borrow” (Downloads are paused when your device is not in a Wi-Fi environment. You may change the settings if you prefer to allow usage of your data, too)
- The Libby “Library” refers to the collection of eBooks and eAudiobooks available to borrow from OverDrive
- The Libby “Shelf” refers to the items you have borrowed. From the Shelf you can see all of your loans, any holds you have placed, tags, and your activity in Libby
- The default activity setting in Libby is to track items borrowed and returned, etc. You may disable this setting by tapping on  and selecting “disable activity recording”
- Tags allow you to create custom lists of books you want to read, books you read and liked, or any other label you want!